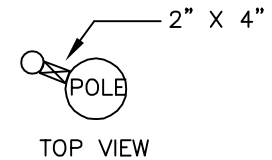
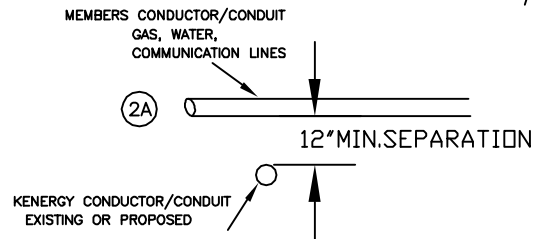
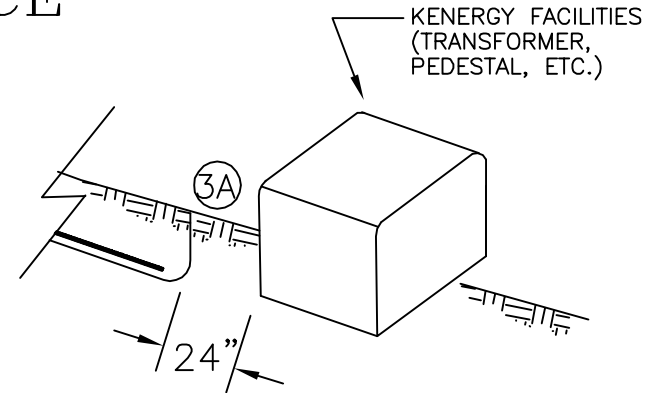


**CALL BEFORE
YOU DIG.
DIAL 811**

UNDERGROUND SERVICE DIAGRAM

NOTE:

IF PIPE JOINTS ARE NOT GLUED OR THE PIPE IS NOT SECURED TOGETHER AND/OR A PULL STRING IS NOT IN PLACE, KENERGY CAN NOT COMPLETE WORK AND WILL LEAVE PREMISES UNTIL FACILITIES ARE CORRECTED.



- ① CONDUIT TYPE (GRAY ELECTRICAL CONDUIT) - FOR MECHANICAL PROTECTION, CONDUIT SHALL BE SCH. 40 PVC FOR UNDERGROUND, SCH. 80 PVC ABOVE GROUND. FOR TRENCH DISTANCES IN EXCESS OF 100', USE GALVANIZED STEEL ELBOWS, 18" RADIUS.

EVERY PIPE JOINT MUST BE JOINED WITH PVC GLUE. THERE SHALL BE NO MORE THAN 3-90 DEGREE ELBOWS OR COMBINATION THEREOF. EXAMPLE - 1-90 ELBOW AT THE HOUSE, 1-90 AT THE POLE, PEDESTAL, OR TRANSFORMER AND 1-90 OR 2-45'S CAN BE INSTALLED IN THE REMAINDER.

- ② CONDUIT BURIAL DEPTH - **24" MINIMUM FROM TOP OF THE CONDUIT AT INITIAL INSTALL AND FINAL GRADE.** PULLSTRING (RATED 50 LBS. MIN.) TO BE INSTALLED AND SHOULD EXTEND A MINIMUM OF 24" FROM EACH END.

- ③ NEW INSTALLATIONS - TRENCH TO EXTEND TO EXISTING OR PROPOSED POLE. CONDUIT TO EXTEND 12" ABOVE GRADE. COVER ENDS OF CONDUIT TO KEEP DIRT OUT. TO OBTAIN PROPER SPACING, USE 2" X 4" LUMBER AS A SPACER.

- ③A EXISTING FACILITIES - TRENCH TO STOP WITHIN 24" OF TRANSFORMER OR PEDESTAL. END OF TRENCH IS TO BE LEFT EXPOSED. COVER ENDS OF CONDUIT TO KEEP DIRT OUT.

- ④ INSPECTION - CONTACT KENERGY FIELD ENGINEER FOR INSPECTION BEFORE COVERING TRENCH.

FINAL GRADE

CUSTOMER SUPPLIED CONDUIT

24"

2

3

KENERGY FACILITIES (POLE, WOOD STAKE, ETC.)

SERVICE SIZE	CONDUIT SIZE
	SCH. 40 PVC
AMPS	CONDUIT
125 OR SMALLER	2"
150	3"
200	3"
400	3"

NOTE: OBTAIN WARNING TAPE FROM FIELD ENGINEER DURING SITE VISIT. TAPE TO BE INSTALLED 12" ABOVE TOP OF CONDUIT.

KENERGY CORP
HENDERSON, KY

Underground Service Wire Diagram

Revised: 4-1-2020

Scale: NOT TO SCALE

FILE: KENERGY UG TARIFF-SECONDARY.DWG